


**Titan SF100 Column Clamp
system**



Column clamps are assembled with 4 no. bolted corners and 4 no. hinged for ease of striking on a typical 3.0m high column.

'L' shaped column shutters are then crane handled and refixed by only 4 no. tie bars.

The individual column arms of 1.0m and 1.37m can be used in isolation as formwork soldiers on stop-end and foundation shutters.

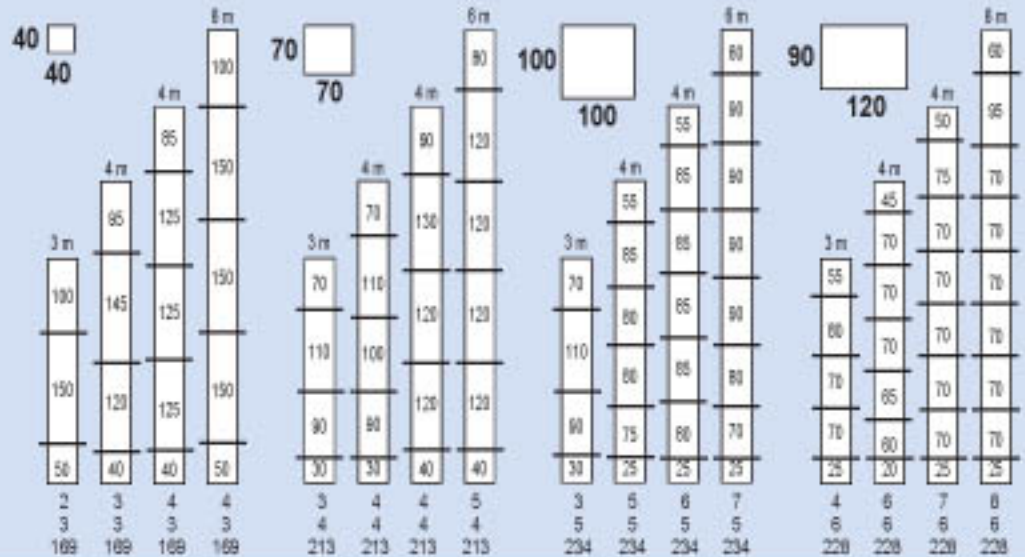
- Large supporting length. i.e. for 5.4m column height only 4 column clamps required.
- Labour costs reduced for each transfer & re-fixing.
- Designated for maximum concrete pressures.
- Universal clamp for all column dimensions.
- No sanding of edges required.
- Available as a complete column formwork system incl. clamps, plumbing props, concreting chutes, working platforms and lifting hooks.
- Formwork can be stripped diagonally and transferred in two halves



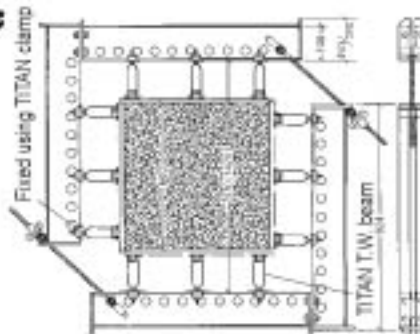
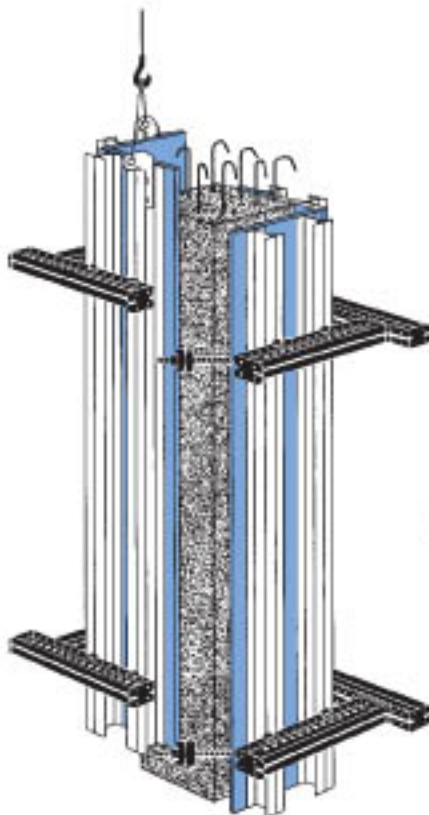


inform

Typical column arrangements



No. of sets in height
No of TW beams per face
TW 160 beam spacings



One set consists of

- 4 supports
- 2 clamping sets 15mm dia x 650mm
- 8 bolts M 16 x 35 galvanised

Access brackets and lifting plates are also available



Description for ordering	Titan SF 100/100	Titan SF 100/137
For square columns to max. (cm)	60/60	100/100
For rectangular columns to max. (cm)	80/50	120/90
Continuous adjustable length of support (mm)	999	1370
Elastic modulus (cm ³)	81.2	81.2
Weight of each hot-dip galvanised set (kg)	80	104

In over 25 years of business Inform has established a reputation for customer focus which has been built on a foundation of product availability and responsiveness to customer requirements.



Our range of equipment includes falsework and formwork systems that provide the building, construction and civil engineering industries with everything required for all types of in-situ concrete projects, from ground beams to bridge abutments and structural columns and floors.

Complementing our range of hire equipment is a comprehensive selection of accessories to ensure efficiency and continuity in the creation of concrete elements, including tie systems, anchors, reinforcement mesh, construction chemicals and other consumables.



For further details of our product range and technical support services call us or visit our website.



Inform (UK) Limited
Industrial Park Ely Road Waterbeach
Cambridge CB25 9PG

Tel: 01223 862230 Fax: 01223 440246

Website: www.informuk.co.uk
E-mail: general@informuk.co.uk